

Introduction to Earth Science ▪ *Guided Reading and Study***Safety in the Science Laboratory**

This section explains why preparation is important when carrying out scientific investigations. It also describes what you should do if an accident occurs.

Use Target Reading Skill

As you read, make an outline about science safety that you can use for review. Use the red headings for the main ideas and the blue headings for supporting ideas.

Safety in the Science Laboratory
I. Safety in the lab
A. Preparing for the lab
B.
C.
II. Safety in the field
III.

Safety in the Lab

1. Is the following sentence true or false? No amount of preparation can help you with safety when doing science activities in the laboratory. _____
2. Circle the letter that states when you should begin preparing for a lab.
 - a. 1 hour ahead of the lab
 - b. 10 minutes ahead of the lab
 - c. the morning of the lab
 - d. 1 day before doing the lab
3. In preparing for a lab, it is important to review the general safety guidelines, which can be found in _____ of your book.
4. What should you do if something is unclear to you about the lab before you begin?

5. What is the most important safety rule when performing a lab?

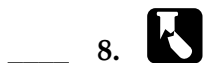
6. Is the following sentence true or false? You should never try anything on your own in the lab without asking your teacher first. _____

Introduction to Earth Science ▪ Guided Reading and Study

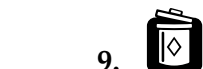
7. Circle the letter of each sentence that is true about safety symbols.

- a. They identify safety equipment that you should use.
- b. They alert you to possible dangers in doing the lab.
- c. They give you specific instructions about each lab in the book.
- d. They remind you to work carefully.

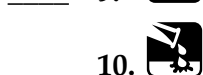
Match the symbol with its meaning by writing the correct letter beside each symbol.



a. Corrosive Chemical



b. Breakage



c. Disposal

11. When you have completed a lab, you should _____ your work area.

12. How should lab wastes be disposed of?

13. Is the following sentence true or false? You should wash your hands after working in the laboratory even if you don't think they're dirty. _____

Safety in the Field

14. Circle the letter of each step you should take whenever you do field work.

- a. Work alone as much as possible.
- b. Dress appropriately for any conditions you will encounter.
- c. Tell an adult where you will be.
- d. Ask an adult or classmate to accompany you.

15. Possible hazards that you might encounter during a field investigation include

- a. traffic.
- b. severe weather.
- c. poisonous plants.
- d. all of the above

In Case of an Accident

16. What should you do immediately whenever an accident occurs?

17. Circle the letter of each step you should take if you spill something on your skin while doing a lab.

- a. Cover the skin with a clean dressing.
- b. Wash your hands.
- c. Flush the skin with large amounts of water.
- d. Do nothing unless the skin blisters.